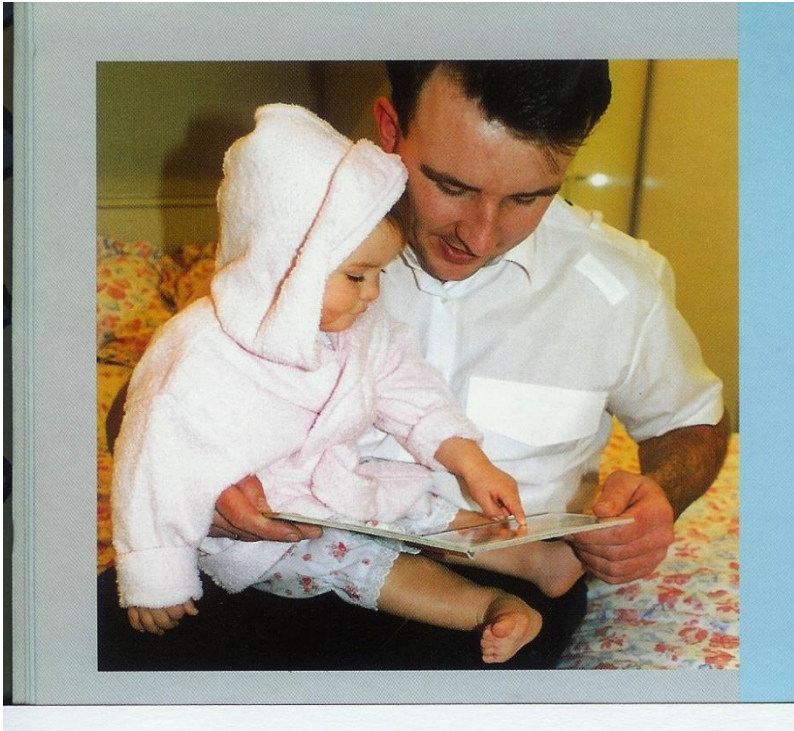


Reading with your child

You are your child's first
and most important
teacher



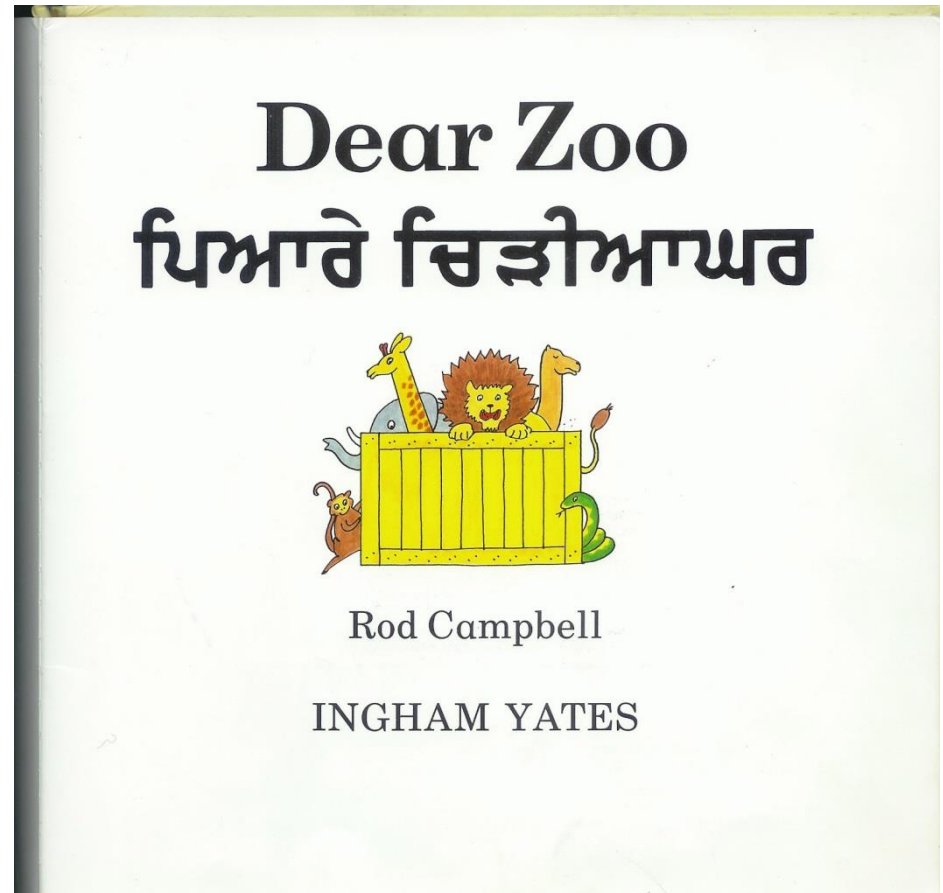
Even babies love books



- Read every day
- It does not always have to be Mum who reads

There are all kinds of books

- Choose books **your** kids like
- Let them help you choose
- Books can be in **your** language
- Very young children like animal books
- They like making the animals noises!



Getting ready to read

- Choose a good time
- **Not** when your child is watching their favourite TV programme!
- Just before bed-time is good
- Turn the TV off
- Get comfortable



Let your child help hold the book



Pointing is not rude!



- Point to things in the pictures and talk about them
- Ask your child to show you things
- Sometimes, point to each word as you read it

Talk about the story

- **What colour** is the ball?
- **How many** elephants can you see?
- **Do you like** doing that?
- **What** do you think **is going to happen next?**
- **How did** Red Riding Hood **feel** when she met a wolf in the forest?
- **Why** were the Three Bears angry?






REMEMBER!

- Reading should be **fun**
- Make your questions easy so the child can get most of the answers
- If the child cannot answer a question, give the answer quickly yourself
- Give lots of praise
- **Never** get cross
- STOP as soon as they (or you!) get tired or bored

I can read by myself



- Kids love to hear the same book lots of times
- After a while, they will be able to remember the story
- They will turn over the pages and "read" it to themselves
- This is the first step to reading. Praise it!

Let's pretend...



- Kids love acting out the story
- Help them to do this
- You can all act the people in the story
- Or you can use puppets or toys to be the actors



School Reading Book

- Your teacher will send home a special **Reading Book** and a **Reading Record**
- The book may not have any words
- But your child will still be learning important reading skills
- Take great care of the book
- Read it with your child as often as you can

Before you start reading

Book Cover

Title

Dear Zoo
ਪਿਆਰੇ ਚਿੜੀਆਘਰ

Picture



Author

Rod Campbell

INGHAM YATES

- **Look at the cover** first
- **Talk about the picture**
- **Guess** what the book might be about
- **Read the title and author** (the writer). **Point** at these words as you read.
- Perhaps there will be some **letters** from the child's name?
- Or some **words** that the child knows?



After reading

- “Did you like this book?”
- “Which pages did you like best?”
- “What did you like?”
- What was funny?
- Can the child can tell you the story as they turn the pages and look at the pictures?
- Can they remember what happened?



Preston Manor Reading Record

- The teacher will enter the name of the book and the date.
- There is an important box for you to write in. You can write about:
 - **if** your child liked the book or not
 - **Which parts** s/he enjoyed most
 - Did s/he think it was exciting, funny, scary, boring?
 - If you cannot write in English at all, draw a smiley, straight or sad face to show how your child liked it
- **Always** look after the book carefully
- **Remember** to take the book and reading record back on the right day



How much can you remember about reading?

- How often?
- When and where?
- Holding
- Pointing
- Questions
- Praise
- Acting the story
- Before you read
- Cover
- Pictures
- Words and letters
- Enjoy!