



Parent Information Meeting 2024 Year 1

Welcome!

Meet The Team

1 Yew

Ms Asif

1 Ash

Mrs Simon

Support staff

**Mrs Daad, Mrs Wojcik, Mrs Malik, Ms
Waring, Mrs Mehta/ Mrs Lalji**

Phase Leader

Mrs Solanki

Meet The Team

Other adults working in the classrooms:

- Mrs. A Parmar (Learning Mentor)
- Mrs. Solanki (Inclusion)
- Mrs Jennings (PPA cover)
- KS1 staff for Phonics groups

Overview of the Curriculum

Core Subjects	5-7	7-11
English	✓	✓
Mathematics	✓	✓
Science	✓	✓

Foundation Subjects	Key Stage 1 (5-7)	Key Stage 2 (7-11)
Art and Design	✓	✓
Citizenship		
Computing	✓	✓
Design and Technology	✓	✓
Modern Foreign Languages		✓
Geography	✓	✓
History	✓	✓
Music	✓	✓
Physical Education	✓	✓
PSHE	✓	✓
Religious Education	✓	✓

Maths

- Number: counting objects,
- Place value: Tens and ones
- Add/Subtract up to 20: pictures, number lines, dienes and other concrete objects

English

Writing

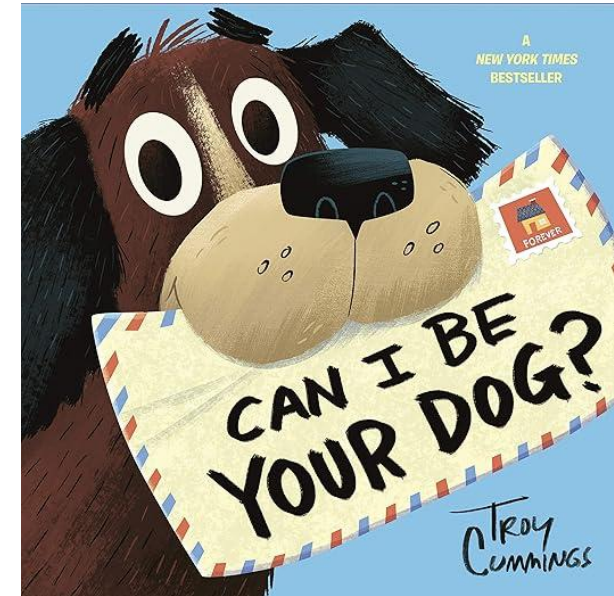

- Our approach to writing enables children to explore the vocabulary and language they need in their writing and how to use it appropriately.
- Children will have opportunities to look at modelled examples, take part in shared and modelled writing and begin to write simple sentences

English

Reading

- Shared reading (whole class/groups)
- Guided Reading
- Daily phonics (Read, Write Inc. Programme)
- Regular independent reading
- Hearing books read aloud on a regular basis.
- Selecting their own choice of texts.
- Home/school reading (at the child's level of reading)

Books we will be using in English this year




Long Term Plan for Year 1

Year Group: 1

Term: Autumn 1

Date: W/C Monday September 2024

	WK 1	WK 2	WK 3	WK 4	WK 5	WK 6
Writing text	Ravi's roar	Ravi's roar	Ravi's roar	Room on a broom	Room on a broom	Room on a broom
Genre of writing	Talk for writing Becoming familiar with the text (hot seating)/ begin imitation	Complete imitation/Talk for writing (Innovating the story-plan/shared write/story map)	Talk for writing Becoming familiar with the text (hot seating)/ begin imitation	Complete imitation/Talk for writing (Innovating the story-plan/shared write/story map)	Talk for writing Becoming familiar with the text (hot seating)/ begin imitation	Complete imitation/Talk for writing (Innovating the story-plan/shared write/story map)
V, G and P	To use adjectives- Make up his/her own phrase or short sentences to express his/her thoughts.	Write caption/key words or short <u>phrase</u> using the graphemes that he/she already knows. Use images from the story provided as <u>support-story board</u> .	To use verbs-describe The Gingerbread Man. <i>How do you think the tiger felt?</i> <i>How do you think different characters felt at different points in the story?</i>	To add -ing to words.	Use regular plural noun suffixes -s.	To read and write familiar and unfamiliar words using sounds already taught (set 1, set 2 and set 3)
Reading text	Guided Reading - fiction	Guided Reading - fiction	Guided Reading -fiction	Guided Reading - fiction	Guided Reading -fiction	Guided Reading - fiction 

<p>Writing sentences: Making sure all sentences have capital letters, finger spaces and full stops.</p> <p>Identifying all common Year 1 common exception words: These are words we have to memorise the spelling of such as, <i>and, the, my, you, he she</i></p> <p>Children will read and write familiar and unfamiliar words using sounds already taught (set 1, set 2 and set 3-phonics)</p> <p>Key vocabulary: characters, beginning, middle, end, verb, vocabulary relating to feelings</p>	<p>write numbers to 20 in numerals and words.</p> <p>Place value within 20: We will be becoming familiar with the idea of splitting numbers into tens and ones.</p> <p>Adding and subtracting within 20: We will build on the previous knowledge to begin to add and subtract with numbers above 10.</p> <p>Children will begin to use maths signs to represent addition and subtraction</p> <p>The children will explore shapes and measurements.</p> <p>Key vocabulary: add, subtract, tens, ones, <, >, =, less, more, fewer, greater, altogether</p>	<p>identify and name a variety of common animals: amphibians, mammals, reptiles, fish and birds.</p> <p>They will be able to describe the features of different animals and the purpose of those features.</p> <p>They will classify animals according to what they eat.</p> <p>We will use various scientific skills such as investigating, classifying and examining to explore these animals.</p> <p>Key vocabulary: Scales, fins, gills, fangs, tongue, feathers, beaks, skin, hide, claws, paws, tails</p>
<p>Religious Education</p> <p>How did we get here?</p> <p>We will explore the story of creation from all the main religions of the world: Christianity, Hinduism, Islam, Judaism, Sikhism and Atheism. They will compare differences and similarities in the beliefs of these religions.</p> <p>Key vocabulary</p> <p>God, Allah, Brahman, Atman, creator, heaven, earth, Sabbath,</p>	<p>Geography</p> <p>Where I live</p> <p>This term children will explore their local area. They will identify buildings, roads and other features such as schools and shops. They will apply mapping skills and use key geography vocabulary to describe position.</p> <p>Key Vocabulary</p> <p>Position, transport, direction, map, human and physical features</p>	<p>Art and Design</p> <p>Children will explore mark making and lines; working and experimenting with different materials through observational and collaborative pieces.</p> <p>Key vocabulary: 2D shape, chalk, charcoal, circle, cross-hatch, diagonal, dots</p> <p>Horizontal, lightly, line, mark making, observe, wavy</p>
<p>Computing</p> <p>On-line safety</p> <p>Exploring purple Mash</p> <p>We will explore the programme Purple Mash and use these to apply to other subjects</p>	<p>PSHE</p> <p>Keeping safe and staying safe: HAZARD WATCH</p> <p>Through 'One decision', children will be presented with video scenarios on staying healthy and they decide which child is making the right decision</p>	<p>PE</p> <p>I Ash has PE on Tuesday(PE teacher) and Thursday (Class teacher)</p> <p>I Yew has PE on Monday (Class teacher) and Tuesday(PE teacher)</p> <p>We shall explore Dance: movement and forming shapes with body parts.</p>
<p>Music</p> <p>Children shall learn songs about animals and weather and incorporate instruments</p>	<p>Library:</p> <p>I Yew/I Ash- Every other Thursday.</p>	<p>Home learning is given out in homework books, every Thursday and is submitted the following Tuesday at the latest. A copy is available on Google classroom</p> <p>Home reading book is to be read and signed every day in the yellow reading records.</p>



The seven continents

A continent is a large solid area of land. Our planet Earth has seven continents. In order from largest to smallest, they are Asia, Africa, North America, South America, Antarctica, Europe, and Australia. We live in Europe.

Social spaces and work buildings

Preston Road is a London Underground station on the Metropolitan line in the London Borough of Brent. It lies between Northwick Park and Wembley Park stations.

The area around the school

Preston Manor Lower school is a modern built school. Near the school is St Eadmund's church and Preston Manor High school. The school is located in Carlton Avenue East.

For your project, can you make model of the 7 continents of the world. You can make underground signs that you see at Preston Road or write a fact sheet. You can look around where you live and make models of what you see. It could be cars on the roads, traffic signs, banks, shops etc.

Home Learning

- Home learning is given out on **Thursday** and should be returned to school completed by the following **Tuesday**.
- **Your child will be asked to :**
 - read everyday [sign the reading record]
 - have a spelling task (they will be tested)
 - a Maths task
 - an English task
 - learn basic addition and subtraction facts
- **Home learning must be completed. If it is not completed, your child may need to stay in at lunchtime to complete it.**
- Remember to read the **knowledge organiser** with your child every term. Also support your child with the half termly **home learning project**.

Parents Evenings

- These take place in October, March and July
- You will receive targets in Reading, Writing and Maths to support your child
- Discuss learning and learning behaviours
- You can arrange a meeting with the teacher for any concerns you have throughout the year

Educational Visits this year

- We are hoping to arrange educational visits every term.
- All educational visits are based on the children's learning. We hope to visit museums, attend workshops and exhibitions to enhance their learning.
- Welsh Harp Education Centre
- Brent Museum at Willesden Library Centre

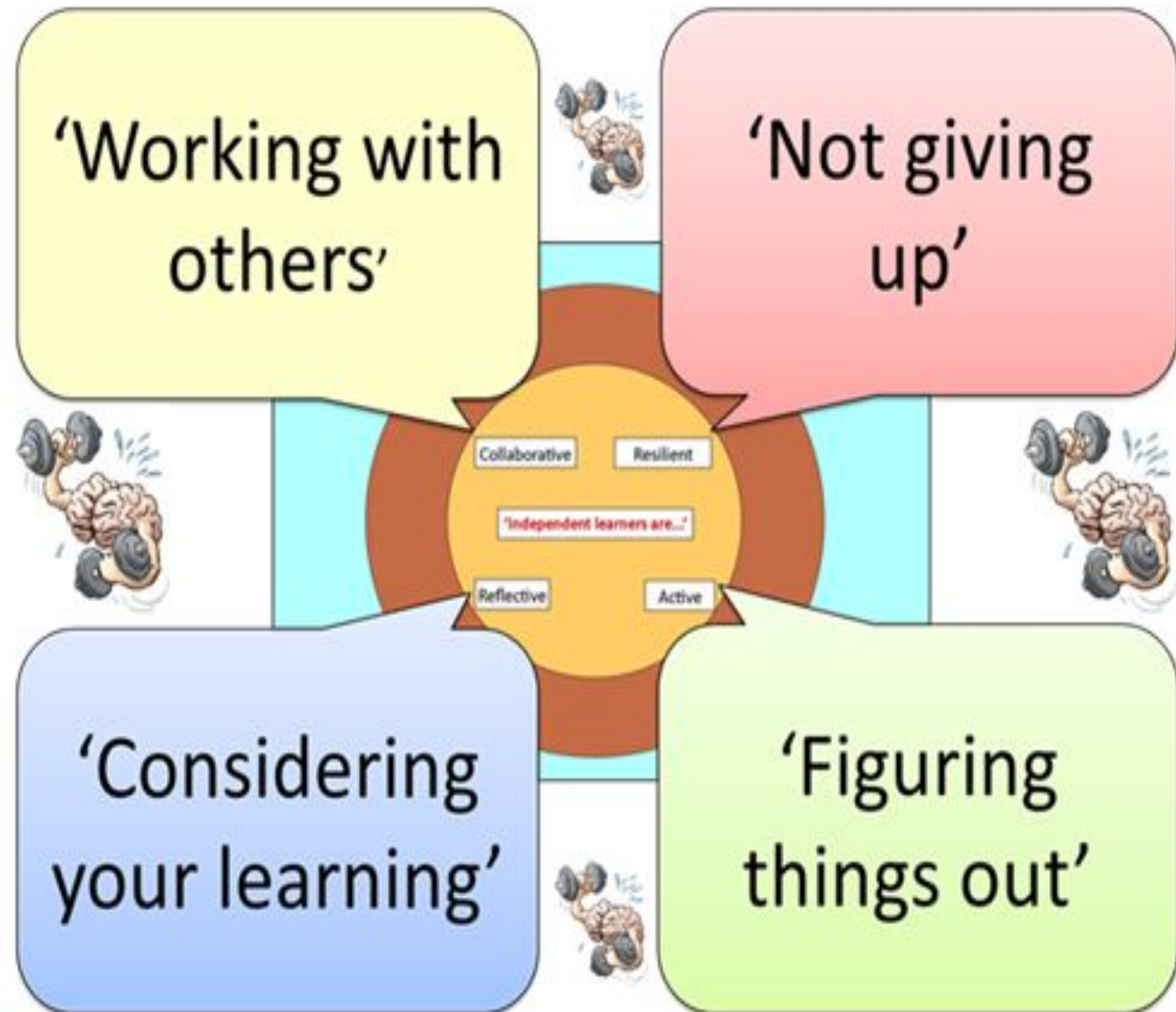
We ARE Preston Manor

A = Ambition

R = Responsibility

E = Excellence

...working alongside the Learning Identity...



Behaviour Expectations



Our School Rules

- Be Organised**
Our behaviour and resources are ready for learning.
We are on time for learning
- Be Kind**
Be caring and use kind words towards others
- Be Gentle**
Keep your hands and feet to yourself
- Be Honest**
Always tell the truth and encourage others to do the same
- Be Responsible**
Look after our school environment and our belongings with care

PRESTON MANOR
An All Through Co-Operative School

Our Behaviour System



To receive a GOLD Award at the end of the week the pupil needs to have reached Gold **once** in the week.



To receive a SILVER Award at the end of the week the pupil needs to have reached Silver **2 times** in the week.



To receive a BRONZE Award at the end of the week the pupil needs to have reached Bronze **3 times** in the week.



All children start the day on green.



Verbal warning



1. Reflection Sheet in class (time out at reflection table).
CT discussion with child about behaviour.
2. If behaviour persists, second reflection sheet (time out in parallel class).



Child sent to phase leader- fills out reflection sheet and letter sent home to parents. (At phase leaders discretion, children sent to them for red behaviour may be sent on to the Head, to be recorded in the red book or possible lunchtime detention.

Reminders

- Make sure children arrive at school on time every morning. Please continue to observe social distancing with your child.

The Year 1 start time is : 8.30am

The Year 1 finish time is: :3.10pm

- Please ensure that children bring their reading record to school **every day**. This should be signed and dated by an adult. **Children should be reading for at least 10 minutes every evening.**
- Home Learning is set on Thursday and must be completed in the Google Classroom, or returned to school by Tuesday.
- Send your child with a water bottle.
- If you would like to discuss anything with the teacher, please contact the office. The teacher will phone you.
- P.E is on Monday and Tuesday for 1 Yew, Tuesday and Thursday for Ash. Library is on a Thursday. The correct school uniform must be worn everyday – no trainers
- For safety and hygiene, please make sure that your child brings the correct P.E. kit as follows:

Our P.E Uniform

White t-shirt with school logo or plain



Navy blue shorts,
leggings or jogging
bottoms



Uniform Stockists

Rumbles School Uniform Shop

598 High Road, Wembley, HA0 2AF , 0208 902 1393

Mayfair Sports

463 Kingsbury Road, London, NW9 9DY, 02082048117

My Clothing (online)

<https://myclothing.com/ueslink/19444.school>

Both classes have PE on Tuesday. 1 Yew also have PE on Monday
and 1 Ash have PE on Thursday.



Black plimsolls

Healthy Packed Lunches and Playtime Snacks

A child at school should have about a third of their daily nutrient requirements at lunchtime. This means they need food that is going to provide them with enough energy, protein, fibre, vitamins and minerals.

A healthy snack : a piece of fresh fruit, dried fruit, a cereal bar or yogurt pouch
NOT biscuits, sweets or crisps

What is in a healthy lunch?

A good packed lunch contains:

- A starchy food, such as bread, rolls, pitta bread, naan bread, potatoes, rice, noodles.
- These foods are good for children to fill up on.
- A good source of protein, iron and zinc such as meat, fish, beans or eggs.
- A good source of calcium such as milk, cheese, yoghurt or fromage frais.
- And one portion of fruit and one portion of vegetable or salad to provide all the other vitamins and this could include; a piece of fruit or dried fruit. A portion of vegetables could be fresh vegetables such as a carrot stick, salad or a vegetable soup or vegetable dish.

More information can be found on

[:http://www.nhs.uk/Livewell/Goodfood/Pages/the-eatwell-guide](http://www.nhs.uk/Livewell/Goodfood/Pages/the-eatwell-guide).

The following foods should **not be included** in their school packed lunch: **crisps, cakes and biscuits or juice** as these foods do not include the important nutrients children need to grow and develop, to be healthy and active. **If your child brings these foods to school, they will not be allowed to eat them.**

Please do not send any food containing nuts, as some children have allergies. This includes peanut butter and Nutella spread sandwiches.

Attendance

- Children should aim for attendance of at least 98%.
- All attendance is regularly monitored by Mr. Atkinson and Mrs. Parmar. If there are concerns about your child's attendance you will receive a letter and print-out of their attendance, with follow up meetings, if necessary.
- Children falling below 90% attendance (= 1 day's absence per fortnight) must be referred to the Local Authority Educational Welfare Officer as 'Persistent Absentees'.
- Requests for term time leave will be authorised only in the most exceptional circumstances.
- All unauthorised leave must be referred to the LA, and may result in a **Educational Penalty Notice**. **The fine for unauthorised attendance is £60 per parent per child, so for one child the fine would be £120 but for 2 children would be £240.- check this!**

Phonics

- Towards the end of Year 1, the children will have the Phonics screening check.
- The children will be used to being heard individually for their Phonics each half term. We prepare the children for this through their Phonics lessons and updated groupings. They are not put under any pressure and we ask that parents work with us so that the children are well supported.
- The check results are shared with parents with the end of year report.
- Mrs Solanki will be holding meetings regarding Phonics so you can ask questions about this.

Ways to help your child:

- Read with your child every night and ask questions about the book
- Talk to your child about what they have learned and enjoyed during the day. Try not to focus on their behaviour.
- Make sure that homework is completed by your child, if necessary with your help, and please go through it when completed.

Volunteers

- If you would like to volunteer in school, email Ms Siddique. She will let you know what to do next.
[q.siddique@preston-manor.com]
- You could help to improve the reading skills of children, or support them in small groups.
- If you are training to be a TA, you can do your placement here.

Thank you for listening.

Information sheets will be sent home with your children at the end of the day.

Questions?

If you have a question, please write it in your child's reading record. Your teacher will reply in the record.