



Parent Information Meeting 2025

Year 6

Welcome!

Meet The Team

6 Rowan

Mr Faircloth

6 Poplar

Ms Landry

Teaching Assistant

Mrs Parmar

Phase Leader

Ms Siddique

Meet The Team

Other adults working in the classrooms:

- **Mrs. A Parmar (Learning Mentor)**
- **Mrs. Solanki (Inclusion)**
- **Coach Jeremy (PE coach)**

Overview of the Curriculum

Core Subjects	5-7	7-11
English	✓	✓
Mathematics	✓	✓
Science	✓	✓

Foundation Subjects	Key Stage 1 (5-7)	Key Stage 2 (7-11)
Art and Design	✓	✓
Citizenship		
Computing	✓	✓
Design and Technology	✓	✓
Modern Foreign Languages		✓
Geography	✓	✓
History	✓	✓
Music	✓	✓
Physical Education	✓	✓
PSHE	✓	✓
Religious Education	✓	✓

Maths

Autumn term	<p>Number</p> <p>Place value</p> <p>VIEW</p>	<p>Number</p> <p>Addition, subtraction, multiplication & division</p> <p>VIEW</p>	<p>Number</p> <p>Fractions</p> <p>VIEW</p>		<p>Geometry</p> <p>Position & direction</p> <p>VIEW</p>		
Spring term	<p>Number</p> <p>Decimals</p> <p>VIEW</p>	<p>Number</p> <p>Percentages</p> <p>VIEW</p>	<p>Number</p> <p>Algebra</p> <p>VIEW</p>	<p>Measurement</p> <p>Converting units</p> <p>VIEW</p>	<p>Measurement</p> <p>Perimeter, area & volume</p> <p>VIEW</p>	<p>Number</p> <p>Ratio</p> <p>VIEW</p>	<p>Consolidation</p>
Summer term	<p>Statistics</p> <p>VIEW</p>	<p>Geometry</p> <p>Properties of shape</p> <p>VIEW</p>	<p>Consolidation & themed projects</p> <p>VIEW</p>				

English

Writing

- Immersion in the text
- Model
- Independent

Reading

- Daily Reading - Home School Readers
- Library
- Destination Reader

Handwriting and Spelling

- Weekly spelling home learning
- Handwriting practice once a week
- Expectation of neat, cursive handwriting in all lessons

The importance of reading with your child at home

Research shows that reading helps to improve:

- Vocabulary - 5 minutes of reading means that we are exposed to around 400,000 words a year
- communication skills
- writing skills

Reading regularly for pleasure also has a link to improved academic achievement. Children who read lots tend to get more GCSEs and A Levels.



These questions are inside the yellow reading record.

Questions to ask your child when reading:

Before reading a new book:

Why did you choose this book?

Who is the author?

Have you read any other books by this author?

Who is the illustrator/publisher?

Is the book fiction or non-fiction? How do you know?

What do you notice on the front cover?

Shall we read the blurb together?

What do you think might happen in this book? Why?

Before continuing the same book:

Where in the book did we get up to?

What's happened in the book so far?

Can you summarise what you've read so far?

What do you think might happen next? Why?

What did the word mean?

Whilst reading:

Who are the main characters?

What sort of character is.....? Are they cruel/kind/sneaky?

What impression do you get of this character? Why?

Where is the story set?

What happened on this page?

Can you summarise what just happened?

How do you think this character feels? Why?

How would you feel if you were this character?

What does the word mean? How do you know?

What do you think might happen on the next page/in the next chapter? Why?

Why is this word written in **bold**/*italics*?

What do you think the author is trying to show us here?

Does this remind you of anyone/anything? Why?

After reading:

Did you enjoy the part we read today? Why?

What happened in the part we read today?

Can you summarise what happened in our reading today?

What was your favourite part of what we just read?

Were there any words/phrases you really liked? Why?

Has your opinion changed of any characters?

Did anything happen that you weren't expecting? Why?

Who would you recommend this book to? Why?

What do you think might happen next?

Ways to encourage reading

Find a quiet place to sit

Read to your child and listen to your child

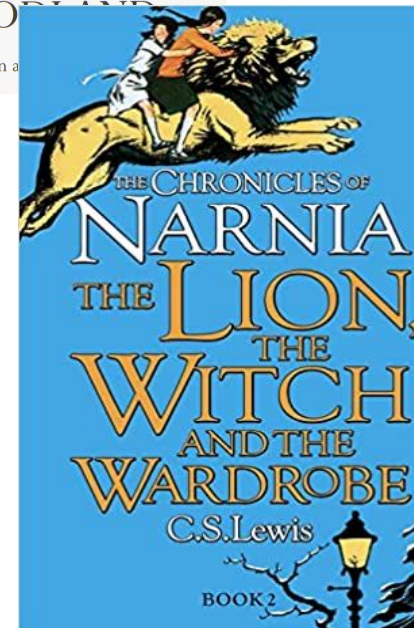

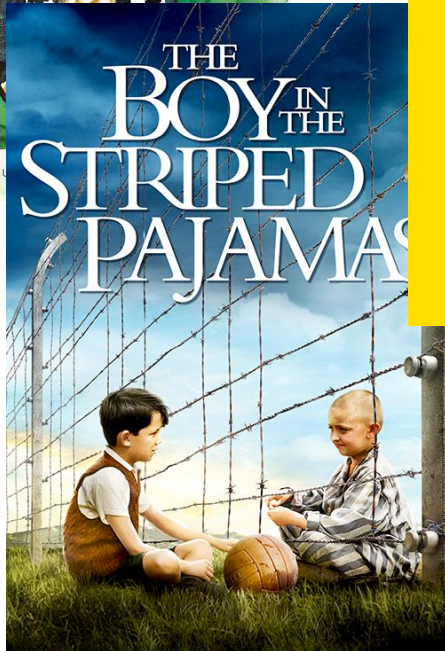


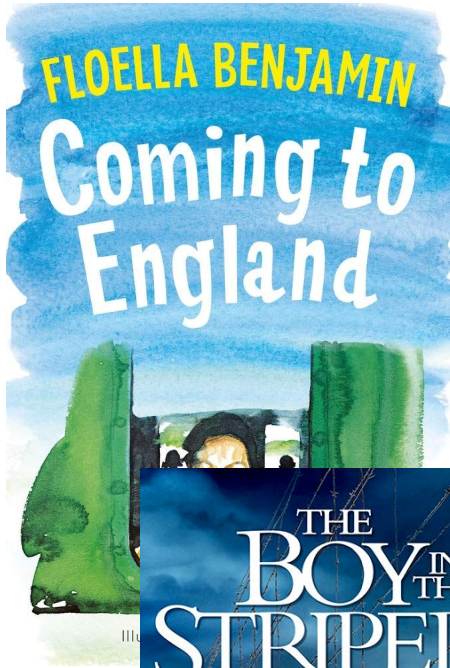
Talk about the story, characters and what they think might happen next

Visit the library

Read different texts : books, newspapers, magazines, blogs, recipes and ingredients

Put the subtitles on the television/tablet

Books we will be using in English this year



Long Term Plan for Year 6

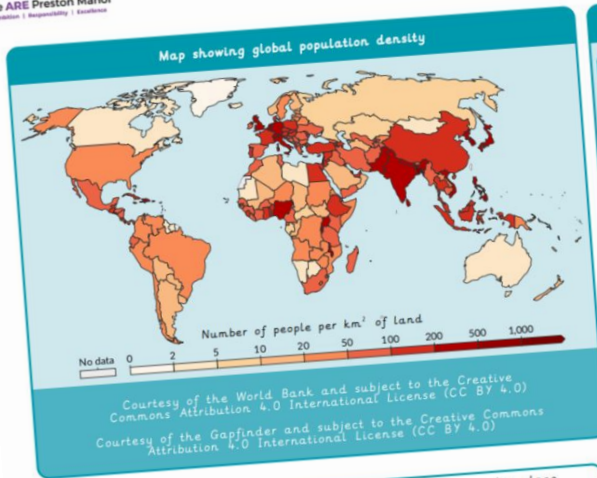
Science	Living things and their habitats	Evolution and Inheritance	Electricity	Light	Animals including humans	Animals including humans
Computing	Coding	Online safety	Spreadsheets	Text adventures	Networks	Quizzing
Art/DT	<p>[Art] Drawing Make my voice heard</p> <p>From the Ancient Maya to modern-day street art, children look at how artists convey a message. Exploring imagery, symbol, expressive mark making, and 'chiaroscuro' children consider audience and impact to create powerful drawings to make their voices heard.</p>	<p>[DT] Structures Playgrounds [6 weeks]</p> <p>Research existing playground equipment and their different forms, before designing and developing a range of apparatus to meet a list of specified design criteria.</p> <p>Resources: -lollipop sticks -glue gun glue -square dowels -coloured card -white card</p> <p>Approx. cost £80</p>	<p>[Art] Painting and Mixed Media Artist study</p> <p>Exploring a selection of paintings through art appreciation activities. Collecting ideas in sketchbooks and planning for a final piece after researching the life, techniques and artistic intentions of an artist that interests them.</p>	<p>[DT] Electrical Systems Steady hand game [6 weeks]</p> <p>Understand what is meant by fit for purpose design and form follows function. Design and develop a steady hand game using a series circuit, including housing and backboard.</p> <p>Resources: -white card -thin wire</p> <p>Approx. cost £40</p>	<p>[Art] Sculpture and 3D Making memories (NOT CLAY)</p> <p>Documenting their memories of their time at primary school, children select their favourite art and design skills and techniques to design and create a 3D artwork to represent these memories.</p>	<p>Textiles Waistcoats [6 weeks]</p> <p>Using a combination of textiles skills such as attaching fasteners, appliqué and decorative stitches, children design, assemble and decorate a waistcoat for a chosen purpose.</p> <p>Resources: -thread -needles -fabric -fasteners</p>

History		<p>The Victorian era and the industrial revolution</p> <p>How did the values of Queen Victoria and Prince Albert influence social reform?</p> <p>What evidence is there on the impact of the invention of the steam engine of English towns and cities?</p> <p>.What were the historical opposing sides of the argument on children working?</p>		<p>WW2</p> <p>Why did Britain choose to go to war?</p> <p>What was the impact of the war on family life in London?</p> <p>What was the legacy of the war on London?</p>		<p>The Commonwealth</p> <p>What is the commonwealth?</p> <p>How did immigration from the Commonwealth help to rebuild Britain following WW2?</p> <p>How is life in today's Britain different from life for our forebears?</p>
Geography	<p>Why does population change?</p>		<p>Where does our energy come from ?</p>		<p>Can I carry out an independent fieldwork inquiry ?</p>	
RE	<p>Why does religion look different around the world? (Part 1)</p>	<p>Why does religion look different around the world? (Part 2)</p>	<p>Why is it better to be there in person? (not done in 2023-2024)</p>	<p>Why is there suffering? (part 1)</p>	<p>Why is there suffering? (part 2)</p>	<p>What place does religion have in our world today?</p>
PSHE	<p>Keeping/staying safe</p>	<p>Keeping/staying healthy</p>	<p>Relationships</p>	<p>Feelings and emotions</p>	<p>Being responsible</p>	<p>The working world</p>

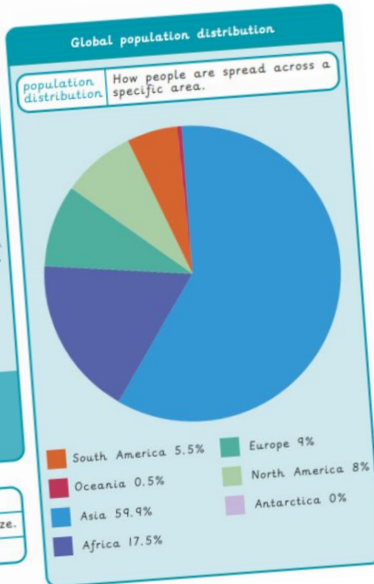
Curriculum Overview for Year **6**

<p>English</p> <p><u>Text</u> This half term, the children will write using a variety of stimuli, including pictures, short videos and extracts of texts.</p> <p><u>Genres</u> Over the course of the half term, the children will write a formal letter, a short story and a description based on the various stimuli they are given.</p> <p><u>Reading</u> This half-term, the children will be preparing for their SATs tests. Alongside reading a class text, the children will practise answering questions based on past Year 6 reading texts within a set time frame.</p> <p><u>Grammar and punctuation</u> This half term, the children will focus on revising all the punctuation taught so far, including passive voice, semi-colons, progressive tenses and subordinate clauses.</p>	<p>Maths</p> <p><u>Revision for Year 6 SATs</u></p> <p>This half-term, the children will be reviewing all their learning so far in maths. This revision will take them all the way back to the maths learning they did in Years 3, 4 and 5, as well as their learning from this year. They will practise answering problem solving questions using their knowledge from different areas of maths.</p> <p><u>Arithmetic</u></p> <p>Throughout the half-term, the children will continue to revise all their arithmetic learning in preparation for their SATs tests.</p>	<p>Science</p> <p>This half term, the children's learning will focus on animals including humans. The children will identify and name the main parts of the human circulatory system and they will describe the functions of the heart, blood vessels and blood. The children will also describe the ways in which nutrients and water are transported within animals, including humans, before recognising the impact of diet, exercise, drugs and lifestyle on the way their bodies function.</p> <p><u>Key vocabulary</u></p> <p>heart, oxygenated, deoxygenated, valve, blood vessel, vein, artery, impact, nutrients, water, circulatory system</p>
<p>Music</p> <p>The next topic for Music lessons is 'Class Awards.'</p> <p>Modern Foreign Languages</p> <p>This half-term, the children will continue with their Spanish learning with Mr Montagut.</p>	<p>Geography</p> <p>This half-term, the children will be looking at the environmental impact of industrial activity, pollution and climate change. They will consider the ways these factors impact our planet and ways we can combat some of the effects they cause.</p>	<p>Art and Design</p> <p>This half-term, the children's DT learning will focus on sculpture and 3D art. In this topic, the children will be documenting their memories of their time at primary school.</p>
<p>Religious Education</p> <p>The topic this half-term is, 'What place does religion have in our world today?'</p>	<p>PSHE</p> <p>The topic this half-term is being responsible. The children in Year 6 will be focusing on stealing.</p>	<p>PE</p> <p>The children will be continuing with their outdoor PE learning on a Thursday and they will continue with their indoor PE learning on Tuesdays and Wednesdays.</p>

Knowledge Organiser



population	The number of people living in a particular place.
densely populated	An area that contains many people relative to its size.
sparsely populated	An area that has few people relative to its size.



Project

Choose two countries – one where its population is growing and one where the population is shrinking. Make a presentation about these countries and the reason why their population has changed. This could be:

- A Powerpoint presentation
- A poster
- A booklet

birth rate The average number of babies born per 1000 people every year.	death rate The average number of people dying per 1000 people every year.
push factors	Negative factors that push people away from a place.
pull factors	Positive factors that pull people towards a place.
migration	The act of people moving from one place to another.
refugee	People forced to leave their country to find safety because of conflict, violence or war.

Home Learning

- Home learning is given out on **Thursday** and should be returned to school completed by the following **Tuesday**.
- Home Learning will be available on Google Classroom. [There will be a printed copy if your child cannot access Google Classroom.]
- Your child will be asked to :
 - **read everyday [sign the reading record]**
 - **have a spelling task**
 - **Complete a maths and English task on Atom Learning**
 - **Learn their times tables**
- Home learning must be completed. **If it is not completed, your child may need to stay in at lunchtime to complete it.**
- Remember to read the knowledge organiser with your child every term. Also support your child with the half termly home learning project.

Parents Evenings

- These take place in October, March and July
- You will receive targets in Reading, Writing and Maths to support your child
- Discuss learning and learning behaviours
- You can arrange a meeting with the teacher for any concerns you have throughout the year

Educational Visits this year ...

We are hoping to arrange educational visits every term.

All educational visits are based on the children's learning. We hope to visit museums, attend workshops and exhibitions to enhance their learning.

- So far, we have a Suffragettes workshop and the Gordon Brown Centre booked

We ARE Preston Manor

A = Ambition

R = Responsibility

E = Excellence

Our School Rules

Be Organised

Our behaviour and resources are ready for learning.

We are on time for learning



Be Kind

Be caring and use kind words towards others

Be Gentle

Keep your hands and feet to yourself

Be Honest

Always tell the truth and encourage others to do the same

Be Responsible

Look after our school environment and our belongings with care

Our Behaviour System



To receive a GOLD Award at the end of the week the pupil needs to have reached Gold once in the week.



To receive a SILVER Award at the end of the week the pupil needs to have reached Silver 2 times in the week.



To receive a BRONZE Award at the end of the week the pupil needs to have reached Bronze 3 times in the week.



All children start the day on green.



Verbal warning



1. Reflection Sheet in class (time out at reflection table).

CT discussion with child about behaviour.

2. If behaviour persists, second reflection sheet (time out in parallel class)

Child sent to phase leader- fills out reflection sheet and



letter sent home to parents. (At phase leaders discretion, children sent to

them for red behaviour may be sent on to the Head, to be recorded in the

book or possible lunchtime detention.

Reminders

- Make sure children arrive at school on time every morning.

The Year 6 start time is : 8.30 Soft Start and begin at 8.40

The Year 6 finish time is : 3.20

- Please ensure that children bring their reading record to school **every day**. This should be signed and dated by an adult. **Children should be reading at least 10 pages every evening.**

- Home Learning is set on Thursday and must be completed in the Google Classroom or in the books, and returned to school by Tuesday.

- Send your child with a water bottle.
- If you would like to discuss anything with the teacher, please speak with them at the end of the day or arrange a meeting through the office.
- P.E is on **Tuesday and Wednesday** for **6 Rowan and 6 Poplar**.
- The correct school uniform must be worn everyday.
- For safety and hygiene, please make sure that your child has the correct P.E. kit as follows:

Our P.E Uniform

White t-shirt with school logo or plain



Navy blue shorts,
leggings or jogging
bottoms



Black plimsolls

[Uniform Stockists](#)

Rumbles School Uniform Shop

598 High Road, Wembley, HA0 2AF , 0208 902 1393

Mayfair Sports

463 Kingsbury Road, London, NW9 9DY, 02082048117

My Clothing (online)

<https://myclothing.com/ueslink/19444.school>

Healthy Packed Lunches and Playtime Snacks

A child at school should have about a third of their daily nutrient requirements at lunchtime. This means they need food that is going to provide them with enough energy, protein, fibre, vitamins and minerals.

A healthy snack : a piece of fresh fruit, dried fruit, a cereal bar or yogurt pouch
NOT biscuits, sweets or crisps

What is in a healthy lunch?

A good packed lunch contains:

- **A starchy food, such as bread, rolls, pitta bread, naan bread, potatoes, rice, noodles.**
- **These foods are good for children to fill up on.**
- **A good source of protein, iron and zinc such as meat, fish, beans or eggs.**
- **A good source of calcium such as milk, cheese, yoghurt or fromage frais.**
- **And one portion of fruit and one portion of vegetable or salad to provide all the other vitamins and this could include; a piece of fruit or dried fruit. A portion of vegetables could be fresh vegetables such as a carrot stick, salad or a vegetable soup or vegetable dish.**
- **No nuts or chocolate spread**

Attendance

Children should aim for attendance of at least 98%.

All attendance is regularly monitored by Mr. Atkinson and Mrs. Parmar. If there are concerns about your child's attendance, you will receive a letter and print-out of their attendance, with follow up meetings, if necessary.

Children falling below 90% attendance (= 1 day's absence per fortnight) must be referred to the Local Authority Educational Welfare Officer as 'Persistent Absentees'.

Requests for term time leave will be authorised only in the most exceptional circumstances.

All unauthorised leave must be referred to the LA, and may result in a Educational Penalty Notice. The fine for unauthorised attendance is £80 per parent per child, so for one child the fine would be £160 but for 2 children would be £320.

Other Year Group Specific things

- Swimming
- SATs
- Year 6 Production
- Gordon Brown Centre Visit
- Class assemblies

Ways to help your child:

Read with your child every night and ask questions about the book

Talk to your child about what they have learned and enjoyed during the day. Try not to focus on their behaviour.

Make sure that home learning is completed by your child, if necessary with your help, and please go through it when completed.

Volunteers

If you would like to volunteer in school, email Ms Siddique. She will let you know what to do next. [q.siddique@preston-manor.com]

You could help to improve the reading skills of children, or support them in small groups.

If you are training to be a TA, you can do your placement here.

Thank you for listening.

Information sheets will be
emailed to you.

Questions?

If you have a question, please write it in
your child's reading record. Your
teacher will reply in the record.