



Parent Information Meeting 2025

Year 3

Welcome!

Meet The Team

3 Beech

Ms Hilderman

3 Sycamore

Mrs. Pound

Teaching Assistant

Ms Claire

Phase Leader

Mr. Atkinson

Meet The Team

Other adults working in the classrooms:

- Mrs. A Parmar (Learning Mentor)
- Mrs. Solanki (Inclusion)
- Ms Reich (Music teacher)
- Coach Jeremy (PE coach)
- Mr. Stoll (Spanish teacher)

Maths

Autumn Term

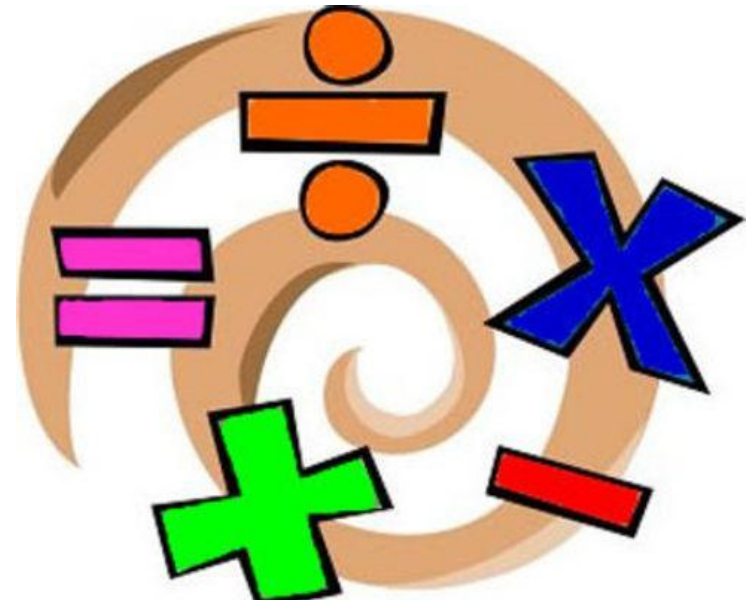
- Addition and Subtraction
- Place Value
- Multiplication and Division

Spring Term

- Length and Perimeter
- Fractions
- Mass and Capacity

Summer Term

- Money
- Shape
- Time
- Statistics



The Reading Curriculum

Includes:

Destination Reader in KS2

Regular independent reading (and paired reading, buddy reading with children in the school)

Hearing books read aloud on a regular basis

Selecting their own choice of texts

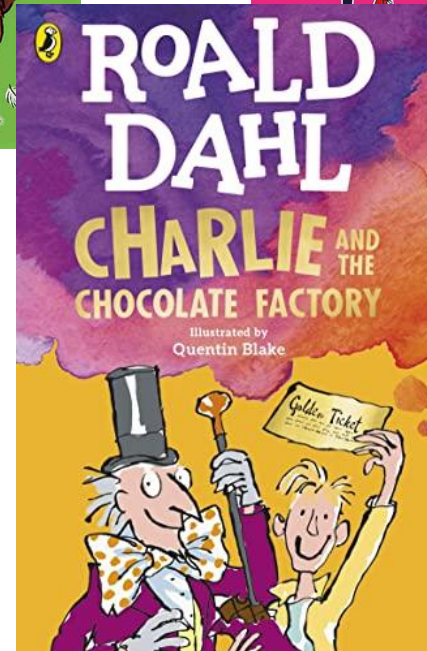
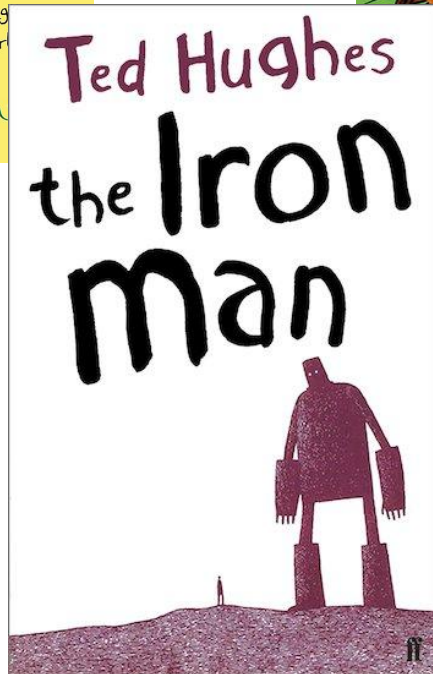
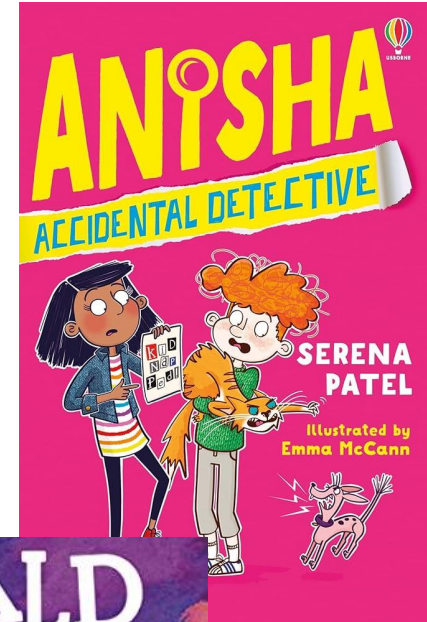
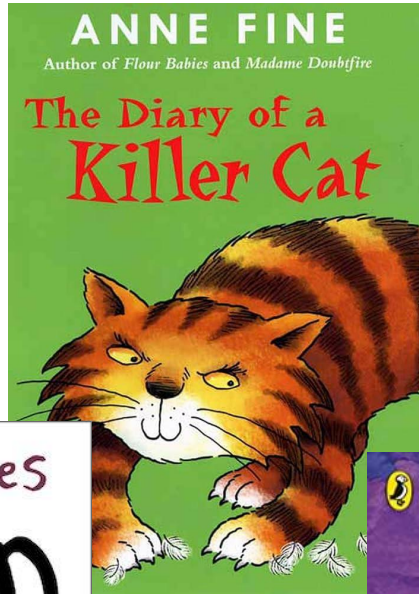

Home reading records

Research shows that regular reading:

- improves brain connectivity
- increases your vocabulary and comprehension



Books we will be using in English this year



Long Term Plan for Year 3

	Autumn 1	Autumn 2	Spring 1	Spring 2	Summer 1	Summer 2
English	The No. 1 Car Spotter	Diary of a Killer Cat	The Village that Vanished	Iron Man	Charlie and the Chocolate Factory	
DR	The No. 1 Car Spotter	Diary of a Killer Cat	Anisha the Accidental Detective	Iron Man	Charlie and the Chocolate Factory	
Maths	Place value addition and subtraction measure	multiplication division measure fractions 2D and 3D shapes	Place value statistics addition subtraction multiplication division	money time capacity fractions consolidation	statistics mass money properties of shapes fractions]	Time mass and capacity addition and subtraction multiplication and division
Science	Light	Rocks	Forces	Forces	Animals including humans	Plants
Computing	Email	Coding	Online Safety/Spreadsheets	Touch typing	Branching Databases	Simulations/graphing
Art/DT	Growing Artists - Kapow		Painting and mixing Media - Kapow		Ancient Egyptian Scrolls - Kapow=	
History		Stone Age, Bronze Ages, Iron Age		The Romans		Ancient Egypt
Geography	Rivers - The Nile Northern Europe, landform and terrain - Mountains		Forestry		Energy - Hydroelectric power and Temperate climate	
RE	What makes us human?	Where do our morals come from?	Is scripture central to religion?	What hap[pens if we <u>do</u> wrong?	Why is water symbolic?	Why is fire used ceremonially?
PSHE	Keeping/staying safe including e-safety	Keeping safe/staying healthy Enterprise	Relationships <u>SRE</u>	Feelings and Emotions Mindfulness	Being responsible	Money Matters Fire Safety
PE	Gym	Dance	Athletics	Striking and Fielding games	Outdoor adventure	Gym
Music	Ancient World/Time	In the past/Communication	Singing French/Sounds	Human body/Food and drink	Environment and building	Poetry China

Year 3 Curriculum Overview

Autumn 1 2025-26

Home Learning will be given out on Thursdays and returned on Tuesdays through Atom Learning. PE is on Wednesdays and Thursdays.

English

Text: This first term, the children's learning will come from the book 'No.1 Car Spotter' by Ainuke. The children will write a setting description and a diary entry based on the book.

Reading: The children will continue reading the book, 'No.1 Car Spotter' in their reading lessons. The Year 3's reading lessons will follow the 'Destination Reader' programme. As part of this, the children will focus on particular reading skills each week. They will begin with the skills, 'retrieval,' 'summarising' and 'predicting.' The children will also complete unseen comprehensions on a weekly basis.

Grammar and punctuation: This half term, the children will be consolidating their grammar and punctuation learning from Year 2. This includes using subordinating and co-ordinating conjunctions to join clauses together and using apostrophes to show a missing letter or possession.

Maths

Place value: This half-term, the children will be looking at the place value in numbers to 1000. This will include representing numbers on a number line, partitioning numbers and comparing and ordering numbers.

Addition and subtraction: In this topic, the children will build up to adding and subtracting 2 and 3 digit numbers. This will include adding and subtracting both with and without exchanging.

Multiplication: The children will practise multiplying and dividing by 3, 4 and 8 using their multiplication tables. They will also consolidate their learning of times tables from Year 2.

Other subjects

R.E. - What makes us human?

Wellbeing - Keeping and Staying Safe and Computer Safety.

Computing - Email

Art - Growing Artists

PE - Gym

Music - Ancient World/ Time

Science- Light

In this unit of learning, the children will investigate light. They will identify a range of light sources. The children will learn about reflective surfaces and will be able to select the most effective reflective material for a purpose. They will learn about mirrors and understand why mirrors are good reflectors. They will also gain an understanding about how mirrors work. Finally, the children will learn about sun safety and shadows.

Key vocabulary: light, source, dark, reflect, visible, mirror, rays

Geography - why do people live near volcanoes?

In this topic, the children will learn about the Earth's layers. They will explore how mountains are formed, as well as looking at why volcanoes form and the impact they have on people who live close to them.

Key vocabulary Active Volcano, Epi Centre, Inner Core, Outer Core, Magma Chamber, Mantle, Plate, Boundary, Seismic Waves, Tectonic Plate

Reminders, trips etc.

Please make sure your child is reading their banded book each night at home and that their reading record is signed each day.

Knowledge Organiser

KEY VOCABULARY

Light – a form of energy that travels from a source

Light source – something that gives off light

Dark – the absence of light

Reflect – to bounce off

Transparent- a material that lets all light through

Translucent- a material that lets some light through

Opaque- a material that lets no light through

Shadow – a dark area on a bright surface formed when light hits a solid object that it cannot travel through

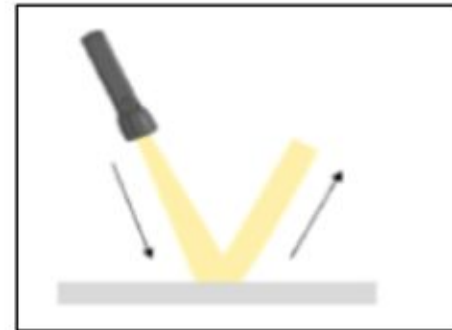

Protect – to keep safe from something

KEY KNOWLEDGE

You need light from a light source to see. It is dark when there is no light. Certain materials reflect light well, such as a mirror whereas some materials don't reflect light at all. Surfaces that reflect light best are smooth, shiny and flat. Bumpy surfaces don't usually reflect light well.

When an object blocks light from passing through, a shadow is formed. Shadows are bigger when the object is closer to the light source because the object blocks more of the light and smaller when the object is further away from the light source because the object blocks less of the light. Shadows formed from the sun change depending on the time of the day. When the light source is on the left of the object, the shadow appears on the right. Try it out for yourself!

The sun's rays are very powerful and can damage your eyes and skin if you don't protect yourself well. Always be sure to wear sunscreen and use sunglasses when the sun is out.



Home Learning

Year 3 Home Learning

Atom Learning

In Year 3, the children will begin using Atom Learning for their Home Learning tasks. Each week, a Maths and English task will be set for the children on Atom Learning.

To access Atom Learning, go to www.atomlearning.com.

The children have their log-ins in their reading records.

Home Learning goes out on **Thursdays** and is due back in school on **Tuesdays**.

Spellings

The children will receive spellings to learn each week in their Home Learning books. There will be a spelling test on these words on the Tuesday the Home Learning is due back in.

We have spoken to the children about different ways to practise their spellings. Some ideas are below:

You can make spelling tricky words more memorable using some fun techniques...

Pyramid words

p
py
pyr
pyra
pyram
pyrami
pyramid

Naughty letters

serious

Rainbow writing

serious serious

Spot a word in a word

sep - a - rat - e

Drawing an image around the word



Please make sure you are reading for at least 20 minutes each day with your child at home and writing a comment about their reading in their reading record.



Spellings - 12.9.21-

Please learn these **homophones** at home.
Remember to find a method of learning
the words which works for you.
You must understand what each word
means too!

hear
here
not
knot
male
mail
ball
bawl
groan
grown

Spellings

You can make spelling tricky words more memorable using some fun techniques...

Pyramid words

p
py
pyr
pyra
pyram
pyrami
pyramid

Naughty letters

Rainbow writing

serious

serious serious

Spot a word in a word

sep - a - rat - e

Drawing an image
around the word



Parents Evenings

- These take place in October, March and July
- You will receive targets in Reading, Writing and Maths to support your child
- Discuss learning and learning behaviours
- You can arrange a meeting with the teacher for any concerns you have throughout the year

Educational Visits

- We are hoping to arrange educational visits every term.
- All educational visits are based on the children's learning. We hope to visit museums, attend workshops and exhibitions to enhance the children's learning.

We ARE Preston Manor

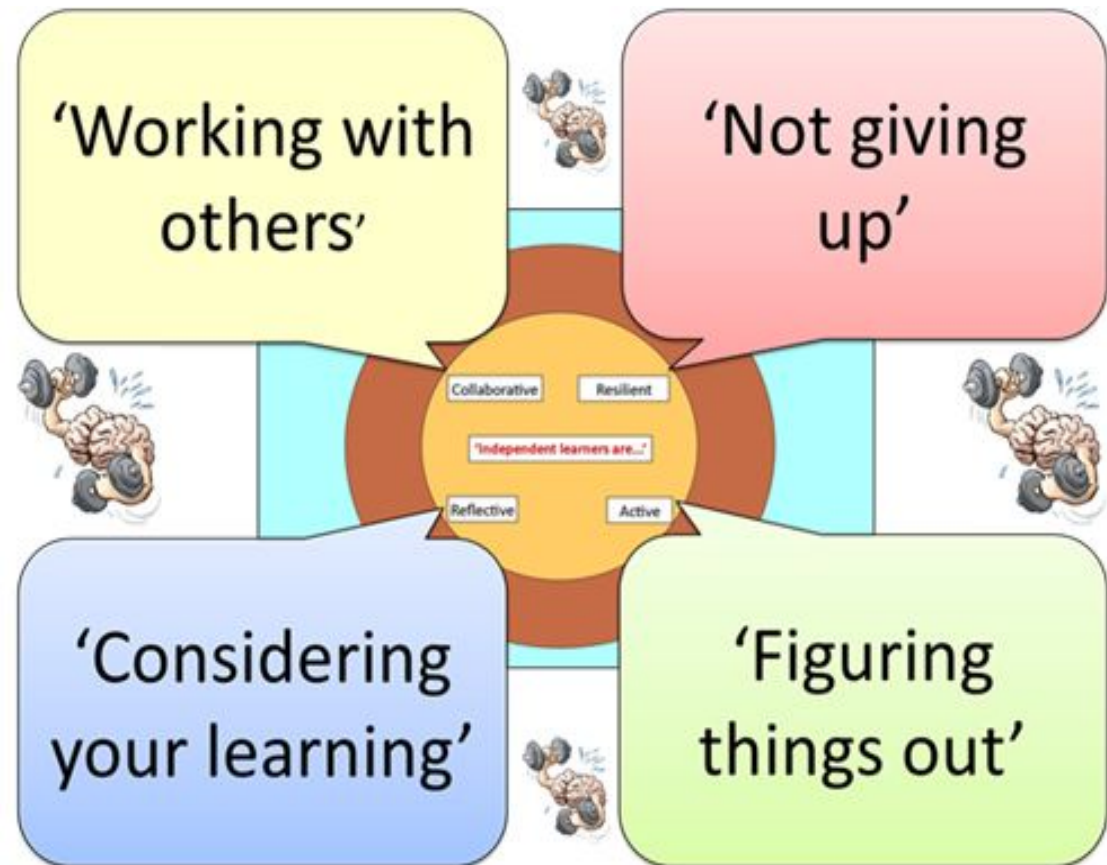
A = Ambition

R = Responsibility

E = Excellence



...working alongside the Learning Identity...



Behaviour Expectations



Our School Rules

- Be Organised**
Our behaviour and resources are ready for learning.
We are on time for learning
- Be Kind**
Be caring and use kind words towards others
- Be Gentle**
Keep your hands and feet to yourself
- Be Honest**
Always tell the truth and encourage others to do the same
- Be Responsible**
Look after our school environment and our belongings with care

PRESTON MANOR
An All Through Co-educational School

Our Behaviour System



To receive a GOLD Award at the end of the week the pupil needs to have reached Gold **once** in the week.



To receive a SILVER Award at the end of the week the pupil needs to have reached Silver **2 times** in the week.



To receive a BRONZE Award at the end of the week the pupil needs to have reached Bronze **3 times** in the week.



All children start the day on green.



Verbal warning



1. Reflection Sheet in class (time out at reflection table).
CT discussion with child about behaviour.
2. If behaviour persists, second reflection sheet (time out in parallel class).



Child sent to phase leader- fills out reflection sheet and letter sent home to parents. (At phase leaders discretion, children sent to them for red behaviour may be sent on to the Head, to be recorded in the red book or possible lunchtime detention.

Reminders

- Make sure children arrive at school on time every morning. Please continue to observe social distancing with your child.

The Year 3 start time is : 8:30am

The Year 3 finish time is : 3:20pm

- Please ensure that children bring their reading record to school **every day**. This should be signed and dated by an adult. **Children should be reading for at least 20 minutes every evening.**
- Home Learning is set on Thursday and must be completed on Atom Learning. The Home Learning books with spellings should be returned to school on Tuesday.
- Send your child with a water bottle.
- If you would like to discuss anything with the teacher, please contact the office. The teacher will phone you.
- P.E is on **Wednesday and Thursday** for **3 Beech and 3 Sycamore**.
- The correct school uniform must be worn everyday – no trainers.
- For safety and hygiene, please make sure that your child brings the correct P.E. kit as follows:

Our P.E Uniform

School PE tshirt



Navy blue shorts,
leggings or jogging
bottoms



Black plimsolls

[Uniform Stockists](#)

Rumbles School Uniform Shop

598 High Road, Wembley, HA0 2AF , 0208 902 1393

Mayfair Sports

463 Kingsbury Road, London, NW9 9DY, 02082048117

My Clothing (online)


<https://myclothing.com/ueslink/19444.school>

Healthy Packed Lunches and Playtime Snacks

A child at school should have about a third of their daily nutrient requirements at lunchtime.

This means they need food that is going to provide them with enough energy, protein, fibre, vitamins and minerals.

A healthy snack : a piece of fresh fruit, dried fruit, a cereal bar or yogurt pouch
NOT biscuits, sweets or crisps



More information can be found on

[:http://www.nhs.uk/Livewell/Goodfood/Pages/the-eatwell-guide](http://www.nhs.uk/Livewell/Goodfood/Pages/the-eatwell-guide).

The following foods should **not be included** in their school packed lunch: **crisps, cakes and biscuits or juice** as these foods do not include the important nutrients children need to grow and develop, to be healthy and active. **If your child brings these foods to school, they will not be allowed to eat them.**


Please do not send any food containing nuts, as some children have allergies. This includes peanut butter and Nutella spread sandwiches.

Attendance

- Children should aim for attendance of at least 98%.
- All attendance is regularly monitored by Mr. Atkinson and Mrs. Parmar. If there are concerns about your child's attendance you will receive a letter and print-out of their attendance, with follow up meetings, if necessary.
- Children falling below 90% attendance (= 1 day's absence per fortnight) must be referred to the Local Authority Educational Welfare Officer as 'Persistent Absentees'.
- Requests for term time leave will be authorised only in the most exceptional circumstances.
- All unauthorised leave must be referred to the LA, and may result in an Educational Penalty Notice. The fine for unauthorised attendance is £80 per parent per child, so for one child the fine would be £160 but for 2 children would be £320.

Ways to help your child:

- Read with your child every night and ask questions about the book
- Talk to your child about what they have learned and enjoyed during the day. Try not to focus on their behaviour.
- Make sure that Home Learning is completed by your child, if necessary, with your help, and please go through it when completed.



Volunteers

- If you would like to volunteer in school, email Ms Siddique. She will let you know what to do next.
[q.siddique@preston-manor.com]
- You could help to improve the reading skills of children, or support them in small groups.
- If you are training to be a TA, you can do your placement here.

Thank you for listening.

Questions?

If you have a question, please write it in your child's reading record. Your teacher will reply in the record.